

Deucravacitinib in plaque psoriasis: 2-year laboratory results from the phase 3 POETYK PSO program

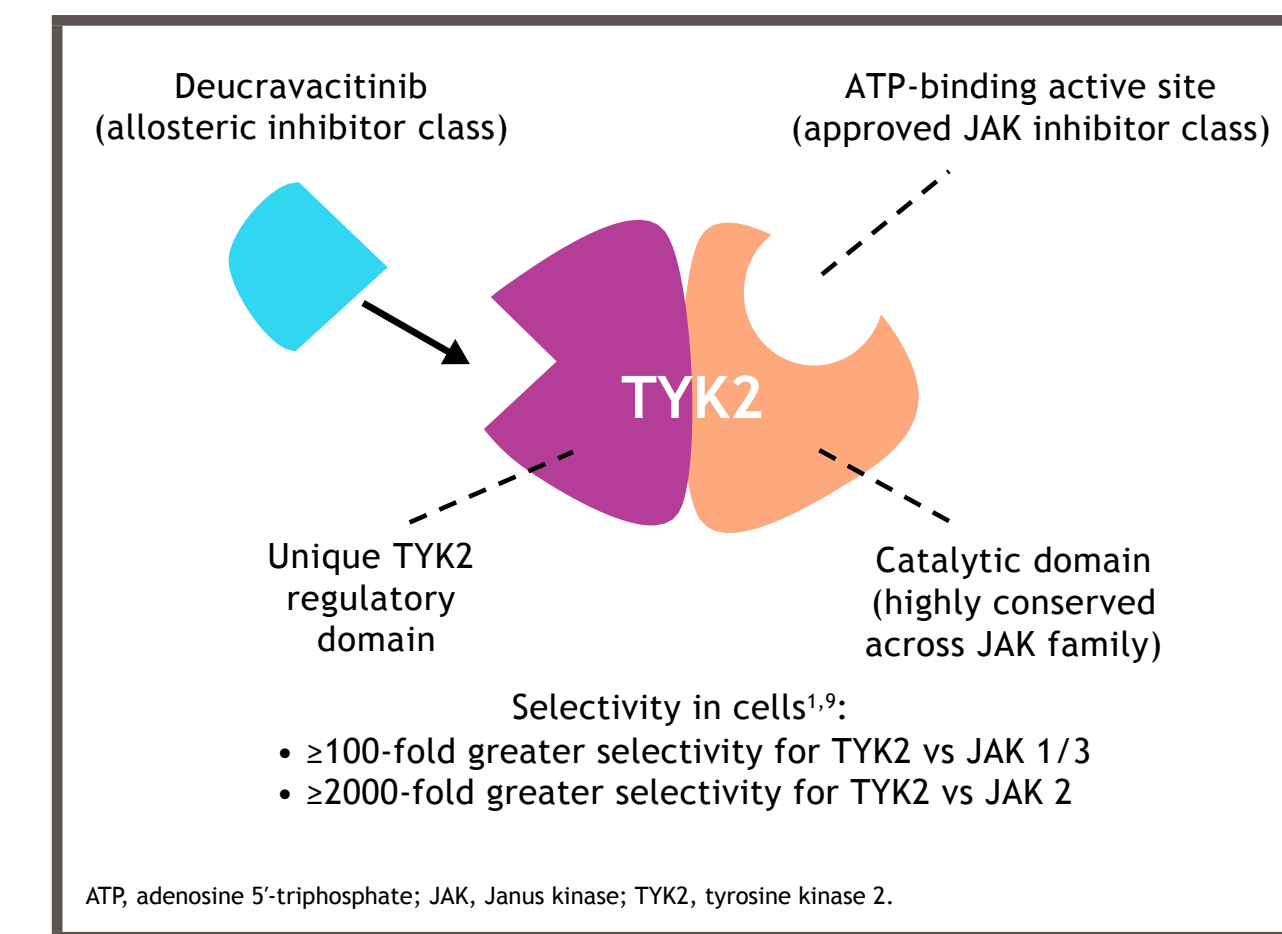
Neil J. Korman,¹ Thierry Passeron,² Kenneth B. Gordon,³ Yukari Okubo,⁴ Jerry Bagel,⁵ Howard Sofen,⁶ Richard B. Warren,⁷ Neal Bhatia,⁸ Lynda Spelman,⁹ Kevin Winthrop,¹⁰ Lauren Hippeli,¹¹ Renata M. Kisa,¹¹ Subhashis Banerjee,¹¹ Diamant Thaçi¹²

¹Case Western Reserve University, University Hospitals of Cleveland, Cleveland, OH, USA; ²Côte d'Azur University, University Hospital of Nice, Nice, France; ³Medical College of Wisconsin, Milwaukee, WI, USA; ⁴Tokyo Medical University, Tokyo, Japan; ⁵Psoriasis Treatment Center of New Jersey, East Windsor, NJ, USA; ⁶UCLA School of Medicine, Los Angeles, CA, USA; ⁷Manchester NIHR Biomedical Research Centre, The University of Manchester, Manchester, UK; ⁸Therapeutics Clinical Research, San Diego, CA, USA; ⁹Veracity Clinical Research, Brisbane, QLD, Australia; ¹⁰Oregon Health & Science University, Portland, OR, USA; ¹¹Bristol Myers Squibb, Princeton, NJ, USA; ¹²University of Lübeck, Lübeck, Germany

Introduction

- Tyrosine kinase 2 (TYK2) is an intracellular enzyme that mediates signaling of cytokines (interleukin-23 and Type I interferons) involved in psoriasis pathogenesis¹
- Deucravacitinib, an oral, selective, allosteric TYK2 inhibitor, is approved in the US and other countries for the treatment of adults with moderate-to-severe plaque psoriasis who are candidates for systemic therapy or phototherapy²
- Deucravacitinib has a unique mechanism of action, the first in a new class of small molecules¹ (Figure 1)
- The selectivity of deucravacitinib facilitates a more targeted therapeutic approach that avoids signature laboratory changes seen with the Janus kinase (JAK) 1/2/3 inhibitors
 - In phase 2 and phase 3 trials (POETYK PSO-1 and PSO-2) in plaque psoriasis, deucravacitinib treatment did not result in neutropenia, elevated liver enzyme and serum creatinine levels, and dyslipidemia – adverse events that have been associated with JAK 1/2/3 inhibitors^{3,7}
- Deucravacitinib demonstrated a robust efficacy profile, including superiority to placebo and apremilast and durability and maintenance of response, in 2 multinational phase 3 trials in patients with moderate to severe plaque psoriasis^{5,6,8}
- Patients who completed the POETYK PSO-1 and PSO-2 trials could enroll in the ongoing POETYK long-term extension (LTE) trial

Figure 1. Mechanism of action of deucravacitinib



Objectives

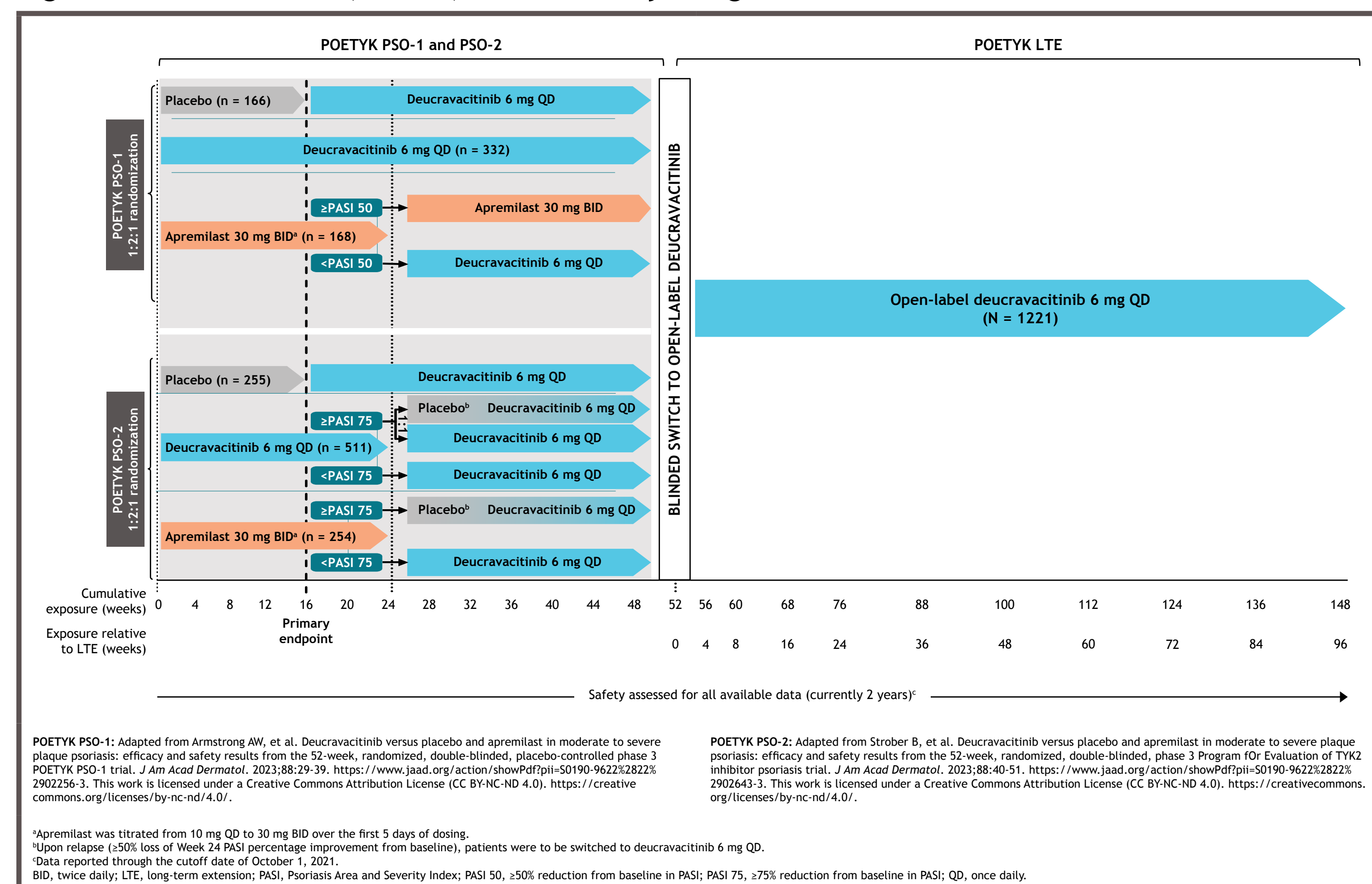
- To determine whether there were any clinically relevant changes in blood laboratory parameters with up to 2 years of deucravacitinib treatment in the POETYK PSO-1, PSO-2, and LTE trials
- To evaluate whether deucravacitinib treatment elicits changes in the blood that are known to occur with JAK 1/2/3 inhibitors

Methods

Study designs

- POETYK PSO-1 (NCT03624127) and PSO-2 (NCT03611751) were 52-week, multinational, phase 3, double-blind trials that randomized patients with moderate to severe plaque psoriasis 1:2:1 to oral placebo, deucravacitinib 6 mg once daily, or apremilast 30 mg twice daily (Figure 2)
- At Week 52, eligible patients were able to enroll in the POETYK LTE trial (NCT04036435) and receive open-label deucravacitinib 6 mg once daily for up to 2 years

Figure 2. POETYK PSO-1, PSO-2, and LTE study designs



Laboratory assessments

- Pooled POETYK PSO-1 + PSO-2 data over Weeks 0-52 and pooled POETYK PSO-1 + PSO-2 + LTE data over Weeks 0-100 are presented
- Changes in laboratory parameters that are known to be affected by JAK 1/2/3 inhibitors³ were evaluated in blood over time
 - Hematologic parameters: lymphocytes, neutrophils, platelets, and hemoglobin
 - Lipid parameter: total cholesterol
 - Chemistry parameters: creatinine, creatine phosphokinase (CPK), and alanine aminotransferase (ALT)
- Incidences of grade ≥3 laboratory abnormalities (Common Terminology Criteria for Adverse Events [CTCAE] version 5.0) and treatment discontinuations due to laboratory abnormalities were also evaluated through Week 100

Results

Patient population

- This analysis included 1519 patients who received ≥1 dose of deucravacitinib in POETYK PSO-1, PSO-2, and/or LTE through the data cutoff date of October 1, 2021
 - Total deucravacitinib exposure was 2482.0 person-years (PY)
- In total, 1179 (77.6%) and 584 (38.4%) patients had ≥52 weeks and ≥104 weeks, respectively, of continuous deucravacitinib exposure at the data cutoff date
 - Median duration of exposure was 682.0 days (97 weeks)
- Baseline patient demographics and disease characteristics are presented in Table 1

Laboratory assessments

- No clinically meaningful changes were observed over Weeks 0-100 in any of the evaluated laboratory parameters in the pooled POETYK PSO-1/PSO-2/LTE population (Figure 3)
- Laboratory parameters remained within normal ranges for most patients throughout this period
- Grade ≥3 laboratory abnormalities were rare (Table 2)
- Frequencies of individual events were comparable across groups over the first 52 weeks (POETYK PSO-1 and PSO-2), and no increases were seen with deucravacitinib treatment through Week 100 in the POETYK LTE
- Grade ≥3 CPK elevations occurred rarely, were mostly transient, and were observed at a similar incidence in each treatment group over the first 52 weeks; almost all were related to recent physical exertion, and none was serious
- Discontinuations due to laboratory abnormalities were low and balanced across treatment groups over the first 52 weeks and were also low through Week 100 in the POETYK LTE (Table 3)
- ALT elevations in deucravacitinib-treated patients (Table 2) were predominantly transient, and none was serious or resulted in treatment discontinuation

Figure 3. Changes in hematologic, lipid, and chemistry parameters over 2 years in patients receiving deucravacitinib in POETYK PSO-1 + PSO-2 + LTE

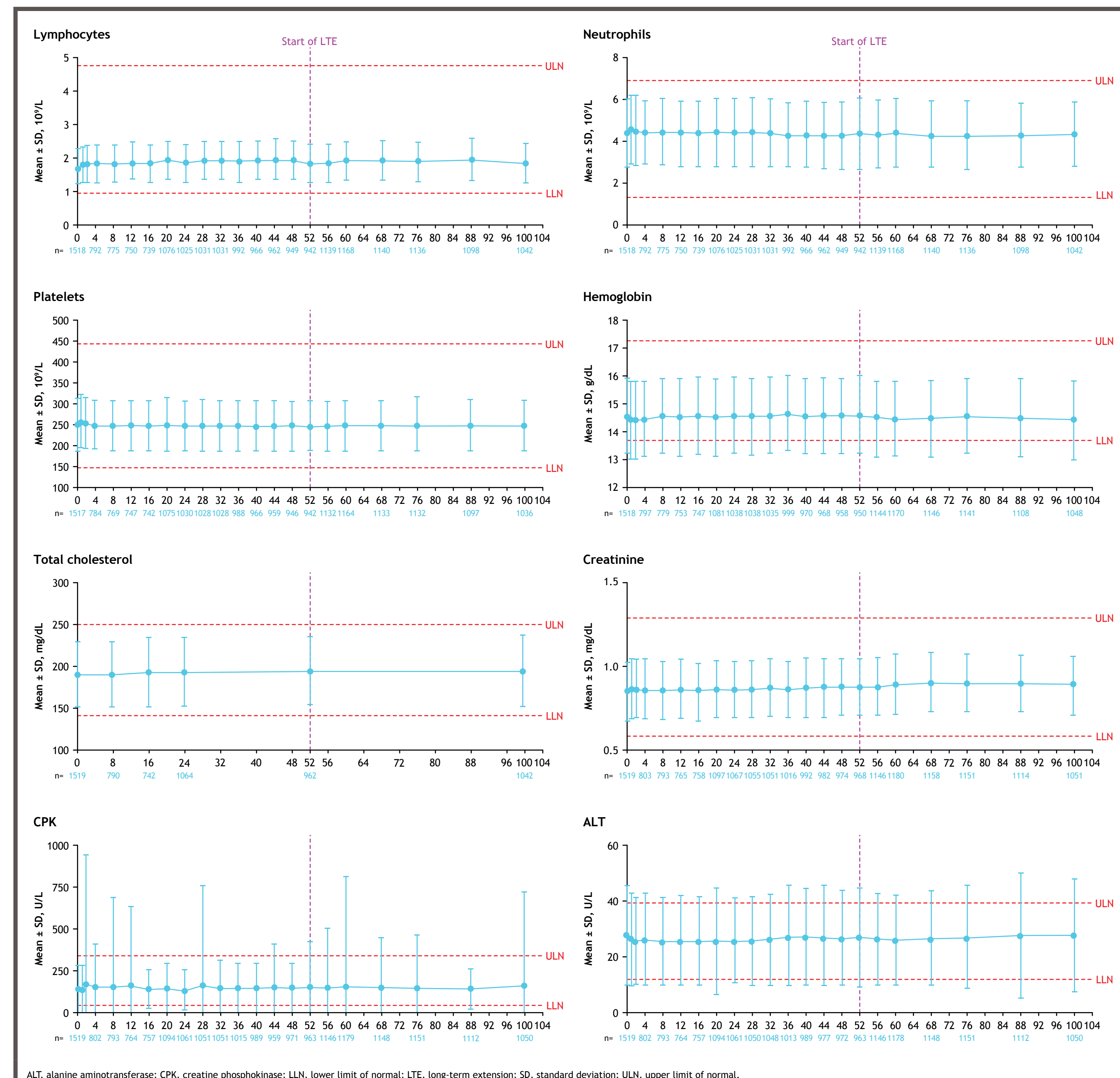


Table 1. Baseline patient demographics and disease characteristics

Parameter	POETYK PSO-1 + PSO-2 + LTE (N = 1519)	
	Baseline n (%)	Week 52 n (%)
Age, mean (SD), y	46.6 (13.4)	
Weight, mean (SD), kg	90.6 (21.6)	
Body mass index, mean (SD), kg/m ²	30.5 (6.8)	
Female, n (%)	493 (32.5)	
Race, n (%)		
White	1325 (87.2)	
Asian	153 (10.1)	
Black or African American	23 (1.5)	
Other	18 (1.2)	
Age at disease onset, mean (SD), y	28.8 (14.9)	
Disease duration, mean (SD), y	18.7 (12.7)	
PASI score, mean (SD)	21.1 (8.1)	
sPGA score, n (%)		
3 (moderate)	1211 (79.7)	
4 (severe)	308 (20.3)	
BSA involvement, mean (SD), %	26.2 (15.8)	

BSA, body surface area; LTE, long-term extension; PASI, Psoriasis Area and Severity Index; SD, standard deviation; sPGA, static Physician's Global Assessment.

Table 2. CTCAE grades 3 and 4 abnormalities in laboratory parameters over 1 and 2 years

Parameter	Grade	At 1 year (POETYK PSO-1 + PSO-2, Weeks 0-52)				At 2 years (POETYK PSO-1 + PSO-2 + LTE, Weeks 0-100)	
		Placebo (n = 666)		Deucravacitinib (n = 1364)		Deucravacitinib (n = 1519)	
		Baseline n (%)	Week 52 n (%)	Baseline n (%)	Week 52 n (%)	Baseline n (%)	Week 100 n (%)
Lymphocyte count decreased	3	0	1 (0.2) ^a	0	2 (0.1) ^b	0	2 (0.1) ^d
	4	0	0	0	0	0	0
Neutrophil count decreased	3	0	1 (0.2) ^a	1 (0.1) ^b	4 (0.3) ^b	0	1 (0.1) ^d
	4	0	1 (0.2) ^a	0	0	1 (0.2) ^c	0
Platelet count decreased	3	0	1 (0.2) ^a	0	0	0	0
	4	0	0	0	0	0	0
Anemia	3	0	0	0	0	1 (0.2) ^c	0
	4	0	0	0	0	0	0
High cholesterol	3	0	0	0	1 (0.1) ⁱ	0	0
	4	0	0	0	0	0	1 (0.1) ^h
Creatinine increased	3	0	0	0	0	0	0
	4	0	0	0	0	0	0
CPK increased	3	1 (0.2) ^a	4 (0.6) ^a	3 (0.2) ^b	19 (1.4) ^b	1 (0.2) ^b	7 (1.7) ^h
	4	0	3 (0.5) ^a	0	13 (1.0) ^b	0	26 (1.7) ⁱ
ALT increased	3	2 (0.3) ^a	0	1 (0.1) ^b	4 (0.3) ^b	0	1 (0.1) ^d
	4	0	0	0	0	0	0

^an = 658; ^bn = 1351; ^cn = 418; ^dn = 1503; ^en = 1503; ^fn = 657; ^gn = 1377; ^hn = 1454; ⁱn = 419; ^jn = 1504. ALT, alanine aminotransferase; CPK, creatine phosphokinase; CTCAE, Common Terminology Criteria for Adverse Events; LTE, long-term extension.

Table 3. Laboratory abnormality adverse events leading to treatment discontinuation over 1 and 2 years

Parameter	At 1 year (POETYK PSO-1 + PSO-2, Weeks 0-52)				At 2 years (POETYK PSO-1 + PSO-2 + LTE, Weeks 0-100)	
	Placebo (n = 666)		Deucravacitinib (n = 1364)		Deucravacitinib (n = 1519)	
	Total exposure = 240.9 PY	n (%)	Total exposure = 969.0 PY	n (%)	Total exposure = 422.1 PY	Total exposure = 2482.0 PY
Lymphopenia	0	0.0	1 (0.1)	0.1	0	0.0
Blood CPK increased	0	0.0	2 (0.1)	0.2	1 (0.2)	0.4
Hepatic function abnormal	1 (0.2) ^b	0.4	1 (0.1) ^c	0.1	0	0.0
ALT increased	0	0.0	0	0.0	1 (0.2)	0.4

^aIncidence is expressed as EAIRs per 100 PY to account for variable exposure due to treatment switches at Weeks 16 and 24. ^bPrincipal investigator: AbbVie, Amgen, Argenta, Bristol Myers Squibb, Celgene, ChemoCentryx, Eli Lilly, Galderma, Kyowa Hakko, Leo Pharma, Menlo, Principia, Prothena, Ritzel, Syntimmune, Teva, and XBiotech; Speaker: AbbVie, Eli Lilly, Janssen, Novartis, Regeneron, and Sanofi Genzyme. ^cTP: Advisory board and consulting fees: AbbVie, Amgen, Boehringer Ingelheim, Bristol Myers Squibb, Celgene, Eli Lilly, Galderma, Incyte, Janssen, Leo Pharma, Novartis, Pfizer, Sanofi Genzyme, Sun Pharma, and UCB; Grant support and consulting fees: AbbVie, Amgen, Boehringer Ingelheim, Bristol Myers Squibb, Celgene, Eli Lilly, Galderma, Incyte, Janssen, Leo Pharma, Novartis, Pfizer, Sanofi Genzyme, Sun Pharma, and UCB. ^dResearch grants: AbbVie, Amgen, Boehringer Ingelheim, Bristol Myers Squibb, Celgene, Eisai, Eli Lilly, Janssen, Leo Pharma, Maruho, Novartis, Pfizer, Sanofi, Sun Pharma, Takeda, Tanabe-Mitsubishi, Torii, and UCB; Clinical trials: AbbVie, Amgen, Boehringer Ingelheim, Bristol Myers Squibb, Celgene, Eli Lilly, Janssen, Leo Pharma, Maruho, Pfizer, Sun Pharma, and UCB. ^eResearch funds payable to the Psoriasis Treatment Center of New Jersey: AbbVie, Amgen, Arcutis, Boehringer Ingelheim, Bristol Myers Squibb, Celgene, CorEvitas (Corrona) Psoriasis Registry, Dermavant, Dermira/UCB, Eli Lilly, Gilead, Janssen Biotech, Kadmon, Leo Pharma, Lycera, Menlo Therapeutics, Novartis, Pfizer, Regeneron, Sun Pharma, Taro, and Valeant; Consultant: AbbVie, Amgen, Celgene, Eli Lilly, Janssen Biotech, Novartis, Sun Pharma, and Valeant; Speaker: AbbVie, Amgen, Boehringer Ingelheim, Bristol Myers Squibb, Celgene, Eisai, Eli Lilly, Janssen, Leo Pharma, Maruho, Novartis, Pfizer, Sanofi, Sun Pharma, Taro, and XBiotech. ^fResearch grants: AbbVie, Amgen, Boehringer Ingelheim, Bristol Myers Squibb, Celgene, Eisai, Eli Lilly, Janssen, Leo Pharma, Maruho, Novartis, Pfizer, Sanofi, Sun Pharma, Taro, and XBiotech; Speaker: AbbVie, Amgen, Boehringer Ingelheim, Bristol Myers Squibb, Celgene, Eisai, Eli Lilly, Janssen, Leo Pharma, Maruho, Novartis, Pfizer, Sanofi, Sun Pharma, Taro, and XBiotech. ^gResearch grants: AbbVie, Amgen, Boehringer Ingelheim, Bristol Myers Squibb, Celgene, Eisai, Eli Lilly, Janssen, Leo Pharma, Maruho, Novartis, Pfizer, Sanofi, Sun Pharma, Taro, and XBiotech. ^hResearch grants: AbbVie, Amgen, Boehringer Ingelheim, Bristol Myers Squibb, Celgene, Eisai, Eli Lilly, Janssen, Leo Pharma, Maruho, Novartis, Pfizer, Sanofi, Sun Pharma, Taro, and XBiotech. ⁱResearch grants: AbbVie, Amgen, Boehringer Ingelheim, Bristol Myers Squibb, Celgene, Eisai, Eli Lilly, Janssen, Leo Pharma, Maruho, Novartis, Pfizer, Sanofi, Sun Pharma, Taro, and XBiotech. ^jResearch grants: AbbVie, Amgen, Boehringer Ingelheim, Bristol Myers Squibb, Celgene, Eisai, Eli Lilly, Janssen, Leo Pharma, Maruho, Novartis, Pfizer, Sanofi, Sun Pharma, Taro, and XBiotech.

Conclusions

- In the large, phase 3 POETYK PSO-1, PSO-2, and LTE trials in patients with moderate to severe plaque psoriasis, no trends or clinically meaningful changes in multiple hematologic, lipid, and chemistry parameters were observed in 1519 patients with 2482.0 PY of deucravacitinib exposure
 - Signature laboratory changes associated with JAK 1/2/3 inhibitors were not observed over 2 years of deucravacitinib exposure
- CTCAE grade ≥3 laboratory abnormalities and treatment discontinuations due to laboratory abnormalities in deucravacitinib-treated patients were rare and were comparable to incidence rates observed with placebo and apremilast over the first 52 weeks
- Deucravacitinib, a once-daily oral drug, has the potential to become a treatment of choice and new standard of care for patients who require systemic therapy for their moderate to severe plaque psoriasis

References

- Burke JR, et al. *Sci Transl Med*. 2019;11:eaaw1736. 2. SOTYKTU™ (deucravacitinib) [package insert]. Princeton, NJ: Bristol-Myers Squibb Company; September 2022. 3. Papp K, et al. *N Engl J Med*. 2018;379:1313-1321.
- Winthrop KL. *Nat Rev Rheumatol*. 2017;13:234-243. 5. Armstrong AW, et al. *J Am Acad Dermatol*. 2023;88:29-39. 6. Strober B, et al. *J Am Acad Dermatol*. 2023;88:40-51. 7. Thaçi D, et al. Presented at the 30th EADV Congress; September 29-October 2, 2021. 8. Warren RB, et al. Presented at the EADV Spring Symposium; 12-14 May 2022; Ljubljana, Slovenia. 9. Wroblewski ST, et al. *J Med Chem*. 2019;62:8973-8995.

Acknowledgments

- This study was sponsored by Bristol Myers Squibb
- Writing and editorial assistance was provided by Liz Rockstein, PhD, of Peloton Advantage, LLC, an OPEN Health company, Parsippany, NJ, USA, funded by Bristol Myers Squibb

Disclosures

- NJK: Advisory board and consulting fees: AbbVie, Boehringer Ingelheim, Bristol Myers Squibb, Celgene, Eli Lilly, Janssen, Leo Pharma, Novartis, Principia, Regeneron, Sanofi Genzyme, Sun Pharma, and UCB; Grant support/ speakers bureau: AbbVie, Amgen, Boehringer Ingelheim, Bristol Myers Squibb, Celgene, ChemoCentryx, Eli Lilly, Galderma, Kyowa Hakko, Leo Pharma, Menlo, Principia, Prothena, Ritzel, Syntimmune, Teva, and XBiotech; Speaker: AbbVie, Eli Lilly, Janssen, Novartis, Regeneron, and Sanofi Genzyme
- TP: Advisory board and consulting fees: AbbVie, Amgen, Boehringer Ingelheim, Bristol Myers Squibb, Celgene, Eli Lilly, Galderma, Incyte, Janssen, Leo Pharma, Novartis, Pfizer, Sanofi Genzyme, Sun Pharma, and UCB
- MBG: Grant support and consulting fees: AbbVie, Boehringer Ingelheim, Bristol Myers Squibb, Celgene, Eli Lilly, Janssen, Novartis, and UCB; Consulting fees: Amgen, Dermira, Leo Pharma, Pfizer, and Sun Pharma
- YO: Research grants: Eisai, Maruho, Shionogi, and Torii Pharmaceutical; Current consulting/advisory board agreements: AbbVie, Amgen, Boehringer Ingelheim, Bristol Myers Squibb, Eli Lilly, Janssen, and Sun Pharma
- Speakers bureau: AbbVie, Amgen, Boehringer Ingelheim, Bristol Myers Squibb, Celgene, Eisai, Eli Lilly, Janssen, Leo Pharma, Maruho, Novartis, Pfizer, Sanofi, Sun Pharma, Taro, Tanabe-Mitsubishi, Torii, and UCB; Clinical trials: AbbVie, Amgen, Boehringer Ingelheim, Bristol Myers Squibb, Celgene, Eli Lilly, Janssen, Leo Pharma, Maruho, Novartis, Pfizer, Sanofi, Sun Pharma, and UCB
- JB: Research funds payable to the Psoriasis Treatment Center of New Jersey: AbbVie, Amgen, Arcutis, Boehringer Ingelheim, Bristol Myers Squibb, Celgene, CorEvitas (Corrona) Psoriasis Registry, Dermavant, Dermira/UCB, Eli Lilly, Gilead, Janssen Biotech, Kadmon, Leo Pharma, Lycera, Menlo Therapeutics, Novartis, Pfizer, Regeneron, Sun Pharma, Taro, and Valeant; Consultant: AbbVie, Amgen, Celgene, Eli Lilly, Janssen Biotech, Novartis, Sun Pharma, and Valeant; Speaker: AbbVie, Amgen, Boehringer Ingelheim, Bristol Myers Squibb, Celgene, Eisai, Eli Lilly, Janssen, Leo Pharma, Maruho, Novartis, Pfizer, Sanofi, Sun Pharma, Taro, and XBiotech. ^fResearch grants: AbbVie, Amgen, Boehringer Ingelheim, Bristol Myers Squibb, Celgene, Eisai, Eli Lilly, Janssen, Leo Pharma, Maruho, Novartis, Pfizer, Sanofi, Sun Pharma, Taro, and XBiotech. ^gResearch grants: AbbVie, Amgen, Boehringer Ingelheim, Bristol Myers Squibb, Celgene, Eisai, Eli Lilly, Janssen, Leo Pharma, Maruho, Novartis, Pfizer, Sanofi, Sun Pharma, Taro, and XBiotech. ^hResearch grants: AbbVie, Amgen, Boehringer Ingelheim, Bristol Myers Squibb, Celgene, Eisai, Eli Lilly, Janssen, Leo Pharma, Maruho, Novartis, Pfizer, Sanofi, Sun Pharma, Taro, and XBiotech. ⁱResearch grants: AbbVie, Amgen, Boehringer Ingelheim, Bristol Myers Squibb, Celgene, Eisai, Eli Lilly, Janssen, Leo Pharma, Maruho, Novartis, Pfizer, Sanofi, Sun Pharma, Taro, and XBiotech. ^jResearch grants: AbbVie, Amgen, Boehringer Ingelheim, Bristol Myers Squibb, Celgene, Eisai, Eli Lilly, Janssen, Leo Pharma, Maruho, Novartis, Pfizer, Sanofi, Sun Pharma, Taro, and XBiotech.
- LS: Consultant, paid investigator, and/or speaker: AbbVie, Amgen, Anacor, Ascend, Astellas, AstraZeneca, Blaze Bioscience, Bristol Myers Squibb, Boehringer Ingelheim, Botanic, Celgene, Dermira, Eli Lilly, Galderma, Genentech, GlaxoSmithKline, Heptama, Janssen, Leo Pharma, Wayne, MedImmune, Merck, Merck-Serono, Novartis, Otsuka, Pfizer, Phosphagenics, Photon MD, Regeneron, Roche, Samumed, Sanofi Genzyme, SHR Pharma, Sun Pharma ANZ, Tria, UCB, and Zai Lab
- KW: Consulting: AbbVie, AstraZeneca, Bristol Myers Squibb, Eli Lilly, Galapagos, Gilead, GlaxoSmithKline, Novartis, Pfizer, Regeneron, Roche, Sanofi, and UCB; Research: Bristol Myers Squibb and Pfizer
- LH, RMK, and SB: Employees and shareholders: Bristol Myers Squibb
- DT: Grant/research support, consultant, scientific advisory board, and speakers bureau: AbbVie, Almirall, Amgen, Biogen Idec, Boehringer Ingelheim, Bristol Myers Squibb, Eli Lilly, Galapagos, Galderma, Janssen-Cilag, Leo Pharma, Novartis, Pfizer, Regeneron, Roche, Sandoz-Hexal, Sanofi, Target Solution, and UCB